

Report for: Corporate Parent Advisory Committee: January 2023

Item number: 6

Title: Performance for Quarter 4 2022/23 with updates to May 2023

Report Authorised by: Director Children's Services Ann Graham

Lead Officer: Richard Hutton, Performance and Business Intelligence
richard.hutton@haringey.gov.uk

Ward(s) affected: All

Report for Key Non-Key Decision: Non key

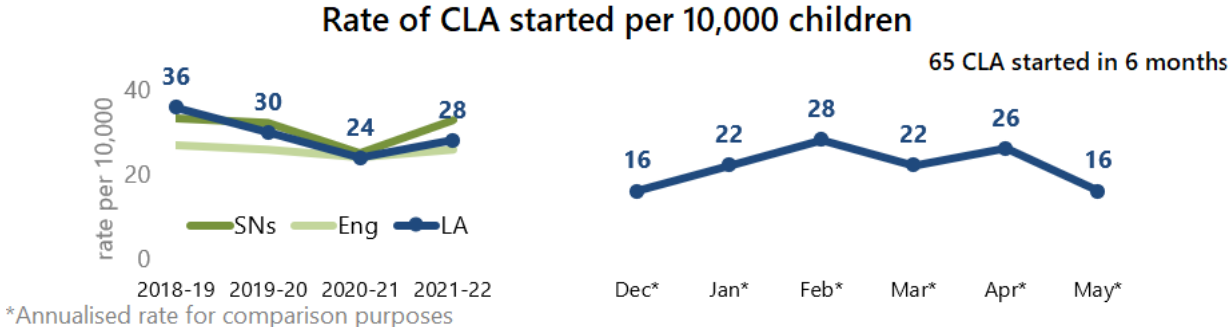
1. Introduction

- 1.1. This report provides an analysis of the performance data and trends for an agreed set of measures relating to looked after children on behalf of the Corporate Parenting Advisory Committee.
- 1.2. Section 2 contains performance highlights and key messages identifying areas of improvement and areas for focus. It provides an overall assessment relating to Children in Care so that Members can assess progress in key areas within the context of the Local Authority's role as Corporate Parent.
- 1.3. The report covers the fourth quarter of the year 2022/23 with updates for April and May 2023 where appropriate.

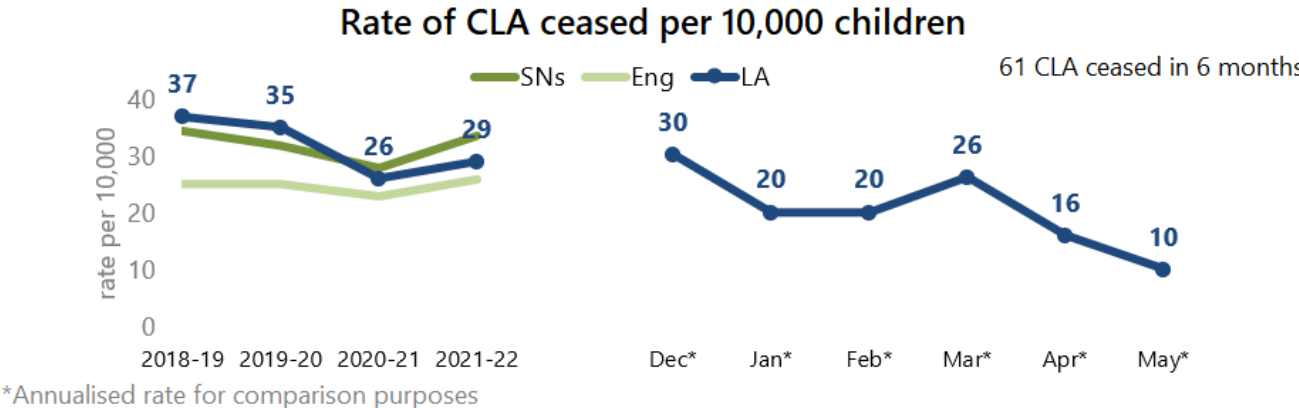
2. Overall Assessment of Performance

- 2.1. At the end of both March & May **375 children were in care** (rate of 64 per 10,000). This is 5 more children than was reported in March 2023 and still within the interquartile range of our statistical neighbours (rate of 60-69).
- 2.2. The number of unaccompanied asylum seeker (**UASC**) children has increased from 25 in the last report to 33, or 9% of open looked after children cases this is still over 20 below the revised national transfer scheme threshold.
- 2.3. Although the overall rate of children in care has remained stable in the past few years the rate of those becoming and ceasing to be in care has reduced, a trend which has continued in 2023.

2.4. The rate of 22 as an average over the past 6 months equates to 65 children becoming looked after. Lower than the 26.1 (141 children) in 2022/23



2.5. 158 (rate 29.3) children ceased to be looked after over the 12 months to March 2023 but the number of children ceasing to be looked in past 6 months reduced bringing the annualised rate of children ceasing to be looked after down to 10 per 10,000 children in the month of May or 21 for the 6 months from December to May.



2.6. Of the 375 children looked after as at the end of May, 56 are aged 3 or under (2 more than March 2023). 18 of these children have not yet reached their first birthday.

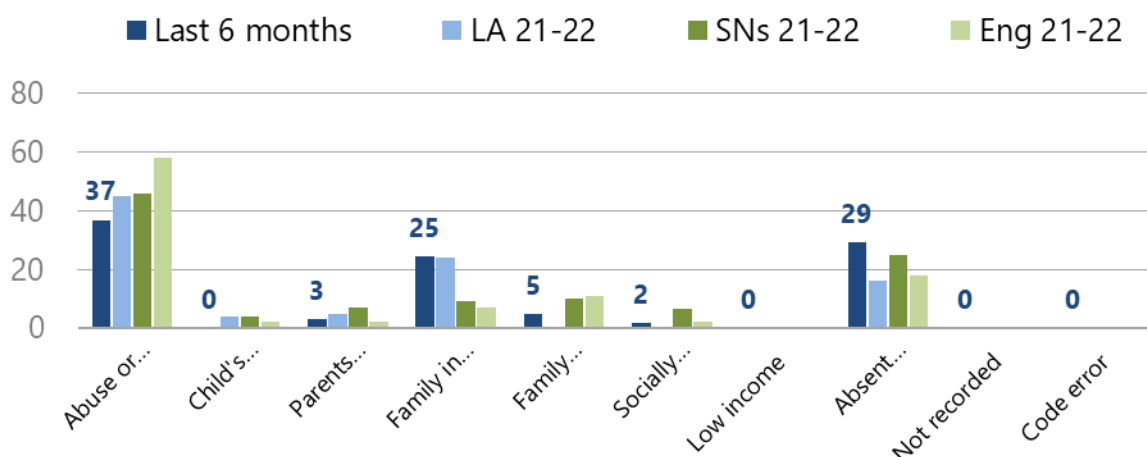
CLA aged 3 or under

March 2020	March 2021	March 2022	March 2023	May 2023
49	67	60	54	56

2.7. Following the management audit and implementation of the actions highlighted in the last report the past 6 months data shows that ‘family in acute stress’ given as the reason for children coming into care has reduced slightly to 25% although still significantly higher than last reported figures for our statistical neighbours. This remains the second most frequent reason for children coming into care with the main reason being Abuse & Neglect accounting for 37% of

open cases at the end of November. Absent parenting has increased to 29% (see paragraph 2.2 regarding increase in UASC UASC)

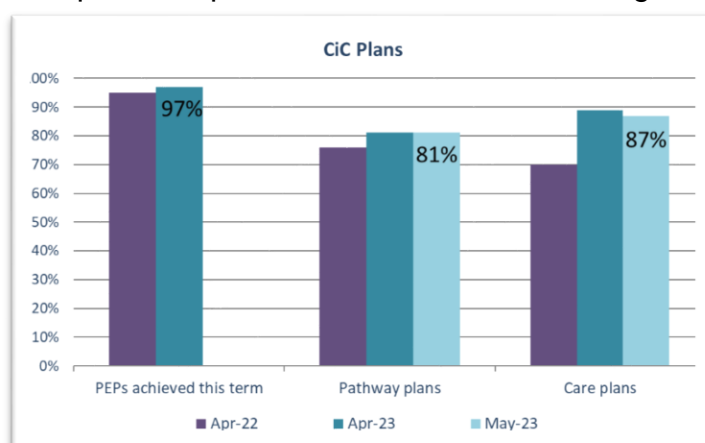
2.8. A family in acute stress would typically display a combination of factors such as financial, housing, parental mental health and domestic violence, which combine to put parents in a position where they cannot cope without additional support.



2.9. 3 children have been adopted in the past 6 months, 5% of those who leave care, this is down on the last period (9%) but matches our latest SN percentage. 3 young people had a special guardianship order granted in the past 6 months May 2023.

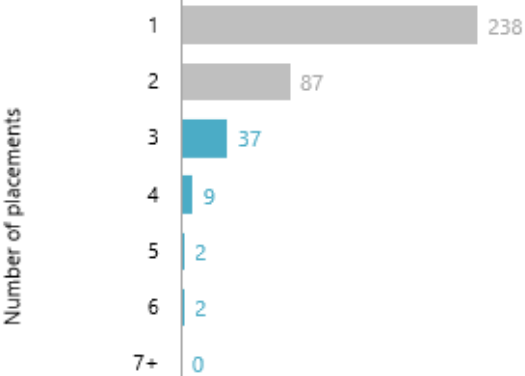
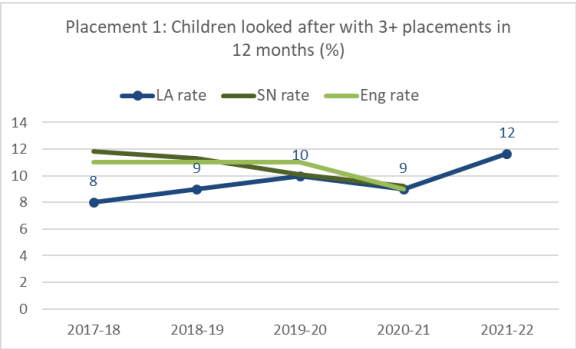
2.10. As of May 2023, 87% of looked after children aged under 16 had an up-to-date Care Plan. This is now continuing to close the gap with the 90% target.

2.11. Of the 105 children in care aged 16 & 17 who require a pathway plan, 81% had up to date plans, now above the 80% target.



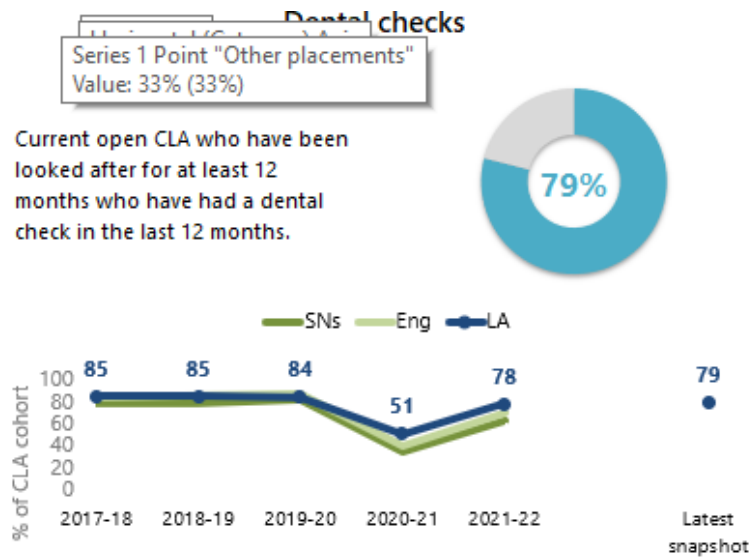
2.12. Personal education plans (PEPs) have again improved this year and the process is now fully embedded, with PEPs achieved during spring term reaching 97%. Focus is now shifting to the quality and impact of the plans, progress on which will be featured in future reports.

- 2.13. 80% of **Children in Care** were recorded as having up to date visits within the relevant timescales as of the last week of May 2023. Visits to looked after children continue to be tracked at performance meetings, held by the Head of Service for Children in Care, and along with supervision and management direction noted as consistently and actively monitored.
- 2.14. At the end of May 23, 13% of children with an open episode of care **had three or more placement moves in the last 12 months**. This is now higher than the London and statistical neighbour average.
- 2.15. Placement moves are usually as part of the child’s care plan and can be a positive benefit. For example, a 17-year-old moving into semi supported accommodation as part of their pathway to adulthood or a baby moving from foster care to a mother and baby assessment unit, and then on to being placed with their parents.

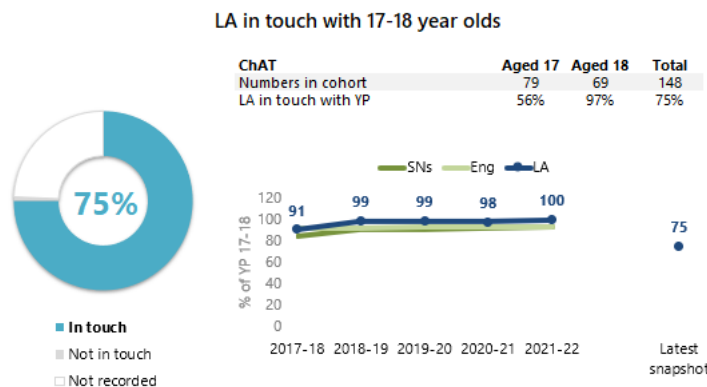


Children under 16 who had been in care for at least 2.5 years in the same placement for at least 2 years, has dropped to 46% (61 children) and is below levels reported by our statistical neighbours (average 70%). This indicator can fluctuate, the 46% represents 13 fewer children in the same placement for at least 2 years. This indicator and the three or more placements indicator should be viewed together to gain a view of placement stability for Haringey’s children in care.

- 2.16. At the end of May 23, 95% of children who were looked after for at least 12 months had an **up-to-date health assessment**, well exceeding levels of our statistical neighbours’ (92%).
- 2.17. At the end of March 2021 only 51% of eligible children had up to date **dental visits**. This had increased to 78% by the end of March 2022 and is now at 79% four percentage points above the number reported on the last occasion.

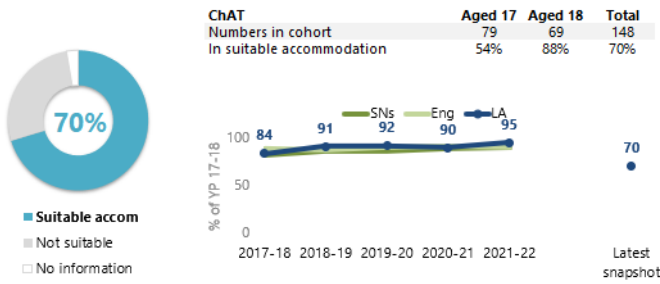


- 2.18. There are now 654 **care leavers** in receipt of or eligible for leaving care services as of the end of May, this figure is up by 230 as we are now count returning care leavers and looked after children aged over 16 within the cohort.
- 2.19. **75% of those aged 17–18-year-olds** were considered as **in touch with the local authority** at the end of May. With the other 25 shown as not recorded as these young people are still in care and are newly included in this cohort, we will be recoding these details in the same way as care leavers in the future.

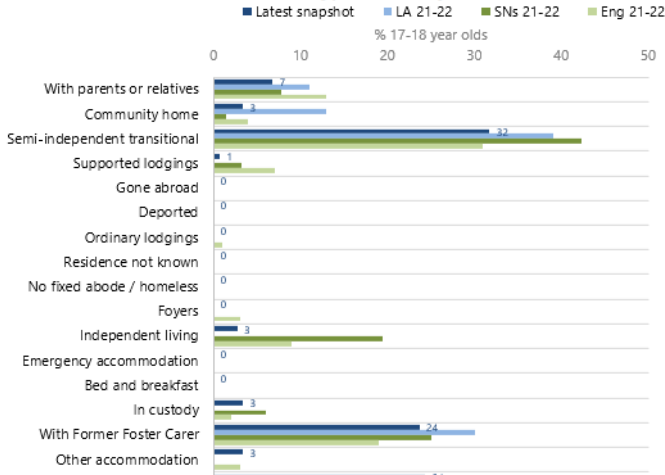


- 2.20. **100% of those aged 19-21** were considered as **in touch with the local authority** at the end of November.
- 2.21. 134 or 58% of the 19–21-year-olds and 66% of 17–18-year-olds were known to be in **Education Employment or Training (EET)**
- 2.22. 93% of **19–21-year-old care leavers** were known to be **in suitable accommodation** (89% in June 2022) and 70% of 17–18-year-olds

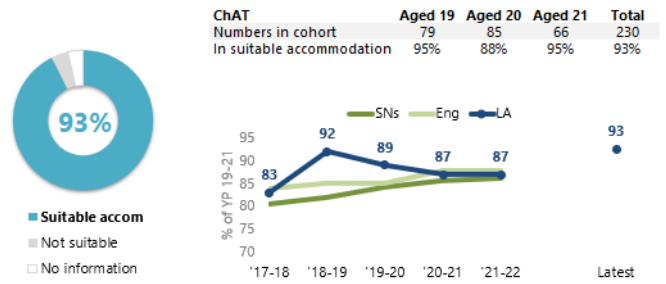
Accommodation suitability of 17-18 year olds



Accommodation types of 17-18 year olds



Accommodation suitability of 19-21 year olds



Accommodation types of 19-21 year olds

